

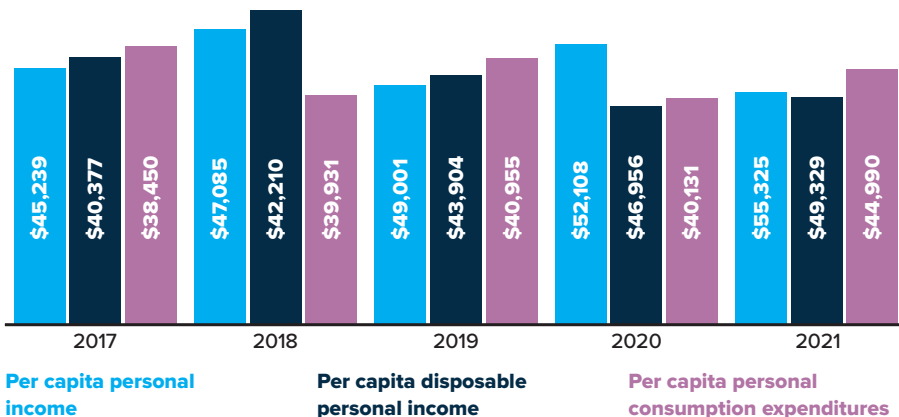
THE SHOW ME STATE

MISSOURI

Located in the Midwestern region of the United States, Missouri is 21st by area and 19th by population among the nation’s 50 states. Known as “The Show Me State” due to the down-to-earth, noncredulous character of its people, it is also known as “The Mother of the West” for its key role in the westward expansion of the United States, including being the starting point of the historic Pony Express as well as the California, Oregon and Santa Fe Trails. With plains in the north, flatlands in its Bootheel region, and the Ozarks dominating its southern half, Missouri has over 7,500 recorded caves and a wealth of natural resources. It is the top producer of lime and mined lead in the United States and also stands out for its agricultural output, consistently ranking among the nation’s top 10 producers of hogs, cattle, soya beans, and rice. Missouri is home to Anheuser-Busch, the world’s largest brewing company, as well as the famed Gateway Arch monument in St. Louis. Its contribution to US cultural heritage includes literary greats Maya Angelou, T. S. Eliot, Mark Twain, and Tennessee Williams and renowned performers Josephine Baker, Chuck Berry and Eminem, as well as the music genres ragtime, Kansas City jazz and St. Louis blues. Missouri was also the birthplace of US President Harry S. Truman, who, during his time in office, introduced the Truman Doctrine and Marshall Plan to promote stability and stimulate post-war recovery in Europe.

DISPOSABLE PERSONAL INCOME

In 2021, Missouri had a personal income of \$342.25 billion, ranking 22nd in the United States, and a per capita personal income of \$55,325 (up 6.2% on 2020), ranking fortieth in the US at 86.3% of the national average.

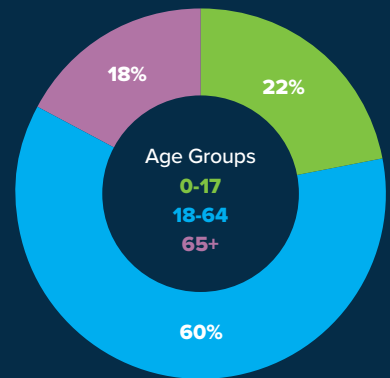


STATE CAPITAL: JEFFERSON CITY

MAJOR CITIES AND TOWNS

- 1 Kansas City – 508,394
- 2 St. Louis – 293,310
- 3 Springfield – 169,724
- 4 Columbia – 128,853
- 5 Independence – 122,088
- 6 Lee’s Summit – 102,781
- 7 O’Fallon – 93,644
- 8 St. Joseph – 71,602
- 9 St. Charles – 70,820
- 10 Blue Springs – 59,430

POPULATION: 6.17 MILLION



ECONOMY

With a current-dollar GDP of \$358,572 million in 2021 (4.6% growth on 2020), Missouri ranks 22nd among US states by GDP. If Missouri were a country, it would rank 42nd by GDP among national economies around the world for the same year, behind Iran (\$359,713 million) but ahead of countries such as Finland, New Zealand and Greece (\$297,302, \$249,886 and \$214,874 million respectively). In 2021, the largest industry sectors were financial activities (finance, insurance, real estate, rental, and leasing) at 19.7% and professional and business services at 13% of GDP. Missouri’s major industries include agrifood (animal and crop production as well as food and beverage manufacturing), biotechnology and science, information, and manufacturing (including aerospace, chemical, metal, and electrical and transportation equipment).

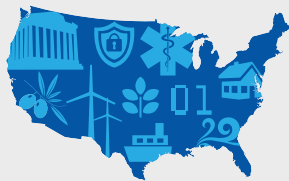
GDP: \$358.57 BILLION

INTERNATIONAL TRADE

In 2021, Missouri ranked 30th in the United States by exports (\$15.48 billion) and 25th by imports (\$24.56 billion). This included \$2.27 million in imports from Greece (up from \$1.49 million in 2020), making Missouri 36th among US states by imports from the country.

Missouri international trade – imports (in million USD)

	TOTAL IMPORTS	IMPORTS FROM GREECE
2017	\$18,777	\$2.93
2018	\$20,530	\$1.79
2019	\$20,457	\$2.10
2020	\$18,667	\$1.49
2021	\$24,560	\$2.27

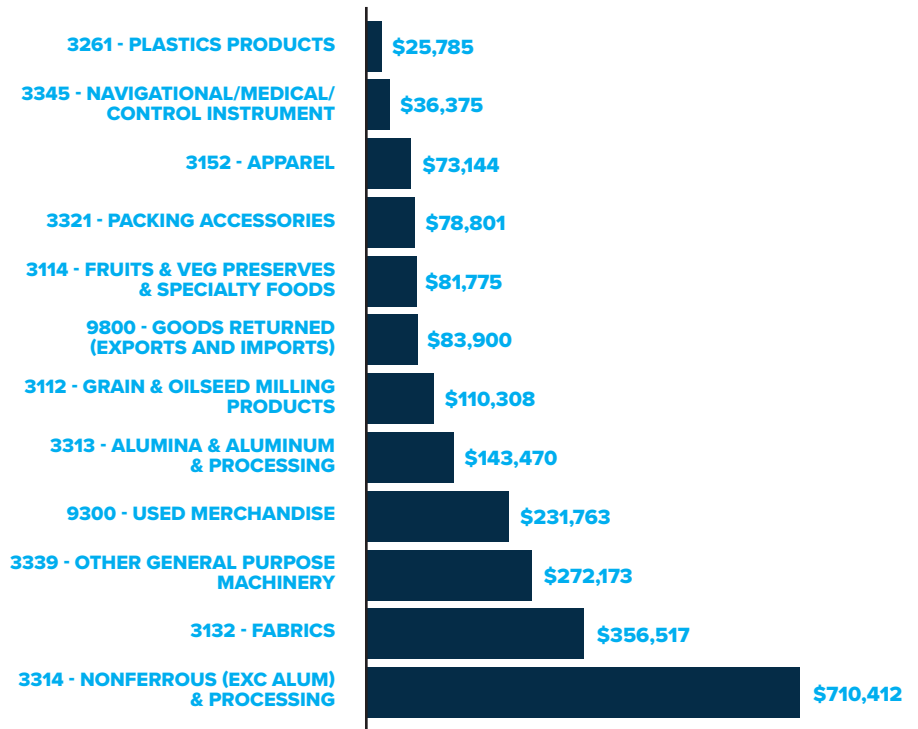


TRADE USA

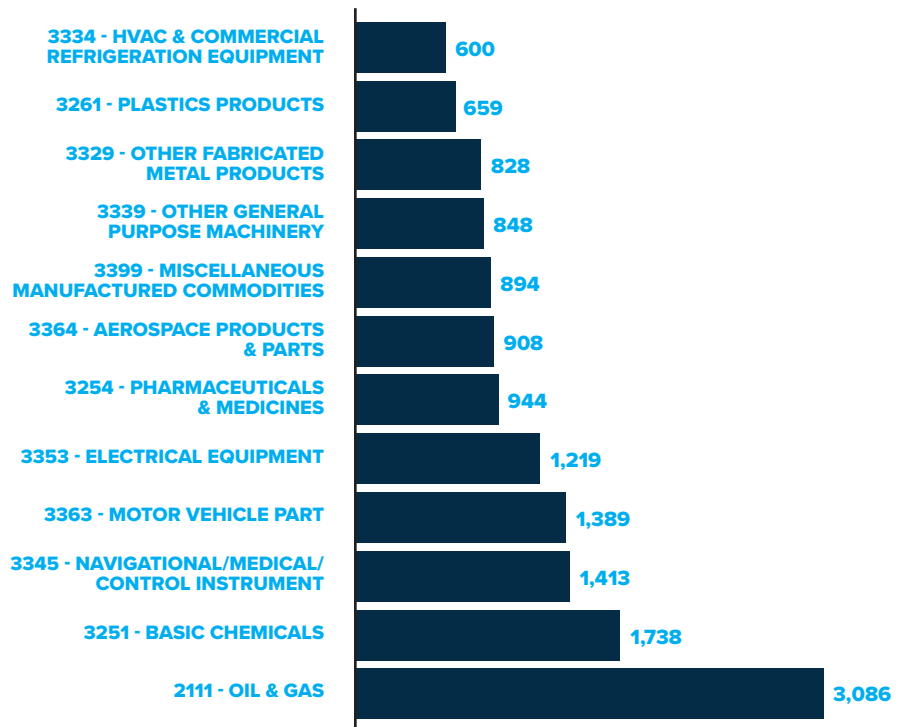
Exploring Opportunities™

Established in 2013, TradeUSA is the international trade department of the American-Hellenic Chamber of Commerce. It is a valuable resource of information and guidance for Greek companies looking to expand into the US market. Through a range of activities—including workshops, seminars, exhibitions, trade missions, and B2B meetings—it affords Greek companies access to a wealth of practical insights as well as networking opportunities with US importers, distributors and buyers. TradeUSA also organizes the annual ExportUSA Forum, which is the only forum in Greece focusing solely on exporting to the US market.

Top Missouri imports from Greece in 2021, by NAICS-4 code



Top Missouri imports in 2021, by NAICS-4 code (in million USD)



Figures in this feature sourced from the US Bureau of Economic Analysis (bea.gov), the US Census Bureau (census.gov), the US International Trade Administration (trade.gov), and the World Bank (worldbank.org) are up to date at the time of writing.